

<b>100.86310</b> NAV	<b>-2.42%</b> MTD	<b>2.11%</b> YTD	<b>0.86%</b> Since inception
-------------------------	----------------------	---------------------	---------------------------------

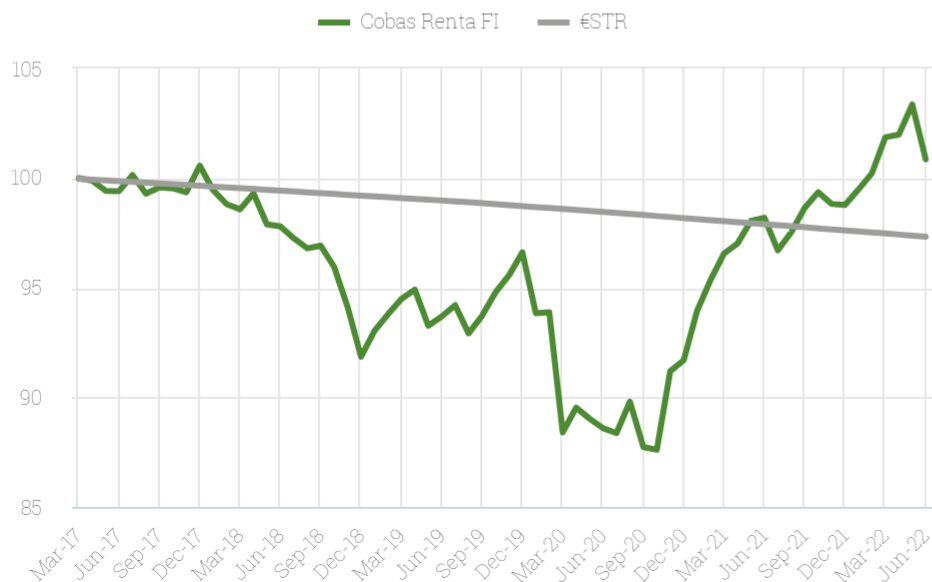
The investments described may involve, among others, equity market risk, interest rate risk, foreign exchange risk, investment in emerging countries, credit risk, liquidity risk and the use of derivative financial instruments. sustainability risk. As a result, the net asset value of the investment may be highly volatile. All these risks are reflected in the following numerical risk indicator. Complete information on the risk can be found in the KIID, through the website [www.cobasam.com](http://www.cobasam.com)

### Risk Indicator

1	2	<b>3</b>	4	5	6	7
---	---	----------	---	---	---	---

### Fund Performance vs benchmark

Growth of EUR 100



The Sub-Fund is actively managed. The benchmark index **€STR** is used for comparison purposes. The Sub-Fund can deviate significantly from the benchmark index.

### Fund Performance <sup>(1)</sup>

	Fund	Benchmark	Difference
2022	<b>2.11%</b>	-0.29%	2.40%
2021	<b>7.73%</b>	-0.57%	8.30%
2020	<b>-5.10%</b>	-0.55%	-4.55%
2019	<b>5.19%</b>	-0.48%	5.67%
2018	<b>-8.67%</b>	-0.45%	-8.22%

### Returns <sup>(1)</sup>

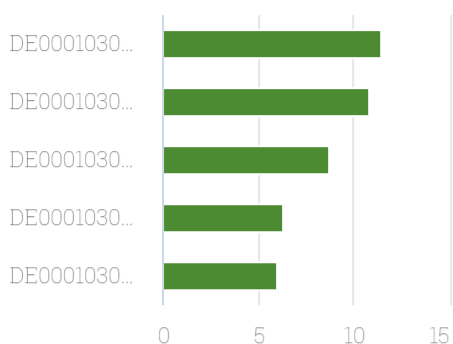
	Fund	Benchmark
1 year	<b>2.72%</b>	-0.58%
3 years	<b>7.66%</b>	-1.67%
5 years	<b>1.46%</b>	-2.54%
10 years		
Since inception	<b>0.86%</b>	-2.67%

(1) Past returns do not guarantee future returns. Past performance is not a guide to future performance. The performance data does not take into account of the commissions and costs incurred on the issue and redemption of units. The value of investments and any income is not guaranteed and can go down as well as up and may be affected by exchange rate fluctuations. This means that an investor may not get back the amount invested. Index returns assume reinvestment of dividends and capital gains unlike fund returns do not reflect fees or expenses.

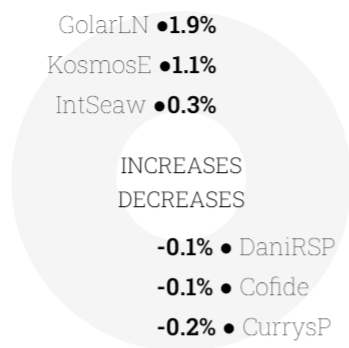
### Statistics

	Fund	Benchmark
Annualised Return	<b>0.16%</b>	-0.51%
Standard Dev	<b>5.90%</b>	0.01%
Sharpe	<b>0.42</b>	-56.00
Alpha	<b>-54.26%</b>	
Beta	<b>-101.73</b>	
Tracking error	<b>5.76%</b>	

**Top 5 positions** Data as of 1Q 2022

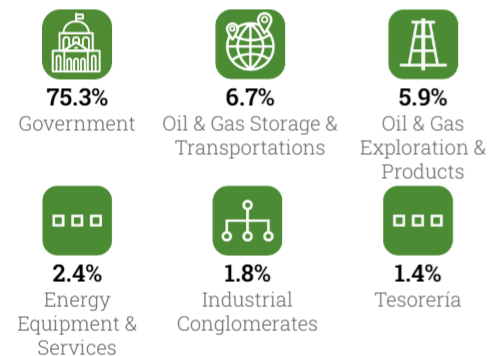


**Contribution** Data as of 1Q 2022



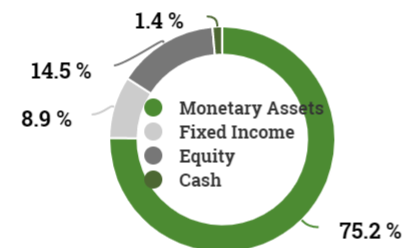
**Sectorial Distribution**

Main Sectors. Data as of 1Q 2022

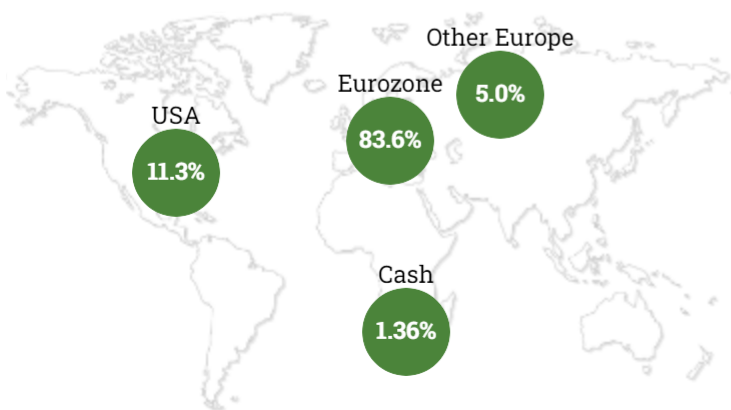


**Asset Distribution**

Data as of 1Q 2022



**Geographical Distribution** Data as of 1Q 2022



**Investment objective**

The Fund seeks capital preservation and long term appreciation by investing mainly in public debt securities, although also private, with a maximum exposure of 15% in equity. Investments may entail, among others, market risk due to volatility of equities, exchange rates, investment in emerging countries, as well as geographic and sector concentration.

**Investment manager**

Cobas AM was founded in 2017 by Francisco García Paramés, a highly reputed portfolio manager with over 25 years of extraordinary track record. Mr. García Paramés leads a portfolio management team of six analysts fully dedicated to a single investment style: Value Investing.

**Investment Strategy**

The investment team's objective is to construct a longonly diversified portfolio, without leverage or derivatives, that offers investment opportunities with an attractive risk/return ratio. It will be possible to trade with financial derivatives, with hedging purposes.

The investment philosophy related to the exposure to debt securities will be focused on public issuers, although also private, of at least investment grade credit quality (minimum of BBB- by Standard and Poor's or equivalent) or that of the Kingdom of Spain if it is lower, from issuers/markets within the European Union. A maximum of 10% of the total assets of the fund may have lower than BBB- credit rating or no rating, from issuers/markets of any geographical area, including emerging countries. For unrated issues, the rating of the issuer will apply.

With respect to equity exposure, the manager relies on his fundamental "bottom-up" research and investment experience to identify companies that are below their intrinsic value. The Fund's portfolio does not track any market benchmark.

**General Information**

Fund Manager: **Cobas Asset Management**

**SGIIC SA**

Custodian Bank: **Banco Inversis SA**

Legal Status: **UCIT V**

Country of registration: **Spain**

Inception date: **2017-03-03**

Close of fiscal year: **December**

Cut-off time: **14:00 h (CET, GMT + 2)**

NAV valuation: **Daily**

Management Fees: **0.30%**

Other Ongoing Charges: **0.06%**

ISIN: **ES0119207001**

Bloomberg: **COBASRE SM Equity**

AUM: **19.2 millions of euros**

Number of holdings: **19**

**Disclaimer**

This is a marketing communication. Please refer to the prospectus and information document of the fund before making any final investments decisions. In the case of any discrepancy, the legal information shall prevail. All legal information will be available, both in English and Spanish, at the head office of the Investment Manager and through the website: [www.cobasam.com](http://www.cobasam.com). All performance data are in EUR currency and net of expenses and fees. Investing in equities can lead to losses of invested capital and is inadvisable for time horizons of less than 5 years. You can obtain a summary of investors rights to the following link: <https://www.group.pictet/media/sd/176b100ab205a6e6aef82b0250138f889675b903>. Future performance is subject to taxation which depends on the personal situation of each investor, and which may change in the future.

**INVESTOR CONTACT**



Madrid